

OPPOSITES WORKSHEETS

Thank You For Downloading!

Thank you for downloading these worksheets.

Instructions:


Print onto letter or cardstock paper for your children or students and enjoy!

Terms of use:

©2026 Copyright MissyPrintableDesign

No part of this item may be reproduced, stored, or transmitted in any way unless permission is granted by the publisher. This printable is licensed for personal/family/classroom use only.

You may also like these posts:



SPRING COLOR BY NUMBER

Missy
Printable
DESIGN



FREE SPRING DOT TO DOT
PRINTABLE WORKSHEETS

Missy
Printable
DESIGN



SPRING TRACING WORKSHEETS

Missy
Printable
DESIGN

Copyright Thanks: This Packet wouldn't be possible without these amazing creators!

Clipart by Little Red's Clipart, Partyhead Graphics, Dazzling Clips, Whimsy Clips, Erin Colleen Design & Edu Clips, Digital Doodle Designs

<https://www.teacherspayteachers.com/store/whimsy-clips>

<https://www.teacherspayteachers.com/store/educlips-clip-art>

<https://www.teacherspayteachers.com/store/dazzling-clips>

<https://www.teacherspayteachers.com/store/partyhead-graphics>

<https://www.teacherspayteachers.com/store/littlered>

<https://www.teacherspayteachers.com/store/erin-colleen-design>

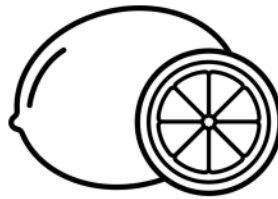



<https://www.teacherspayteachers.com/store/anastasiya-multimedia-studio>

<https://www.teacherspayteachers.com/store/digital-doodle-designs>


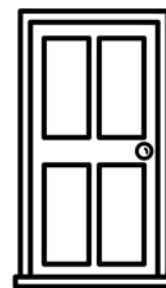
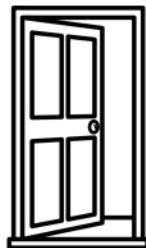
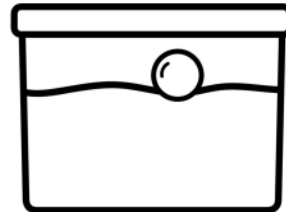
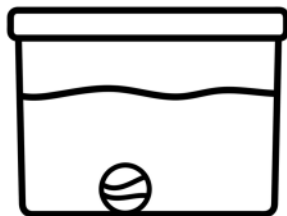
MISSY
PRINTABLE
design



For more student resources visit my store [tpt.com/missyprintabledesign](https://www.tpt.com/missyprintabledesign) or visit my Etsy store (<https://missyprintabledesign.etsy.com>).



My Opposites Worksheets




This pack belongs to

Name _____



Are They **OPPOSITES**?

Color the words. Color yes if they are opposites or no if they are not?




yes

no





yes

no



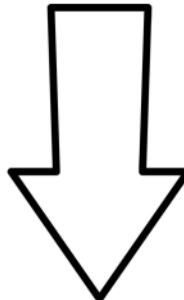
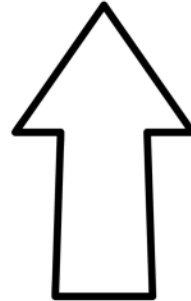
yes

no




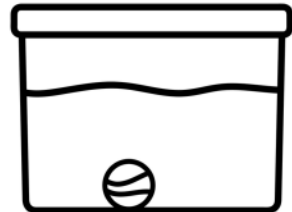
yes

no



yes

no




yes

no

Name _____


Are They **OPPOSITES**?




Color the words. Color yes if they are opposites or no if they are not?




yes no




yes no




yes no



yes no




yes no



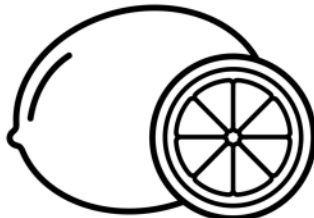


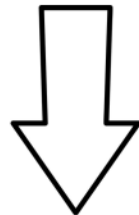


yes no

Name _____




Cut & Paste OPPOSITES

Color the pictures. Cut & paste the picture that is the opposite.



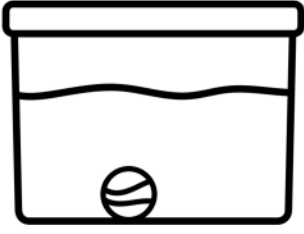


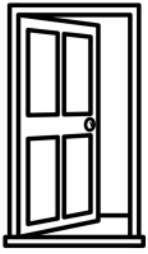
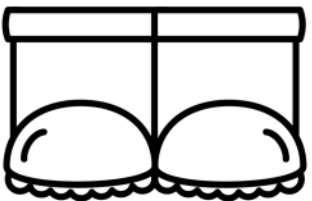

Name _____


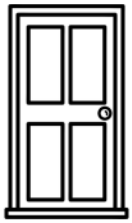
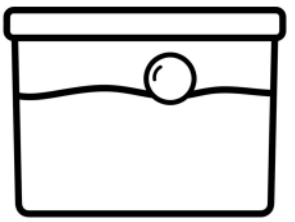
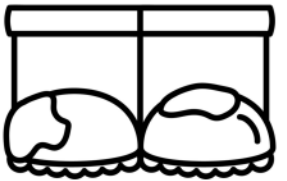




Cut & Paste OPPOSITES

Color the pictures. Cut & paste the picture that is the opposite.





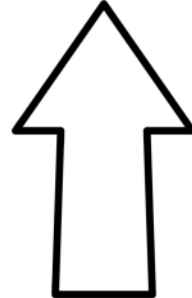
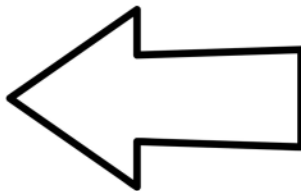
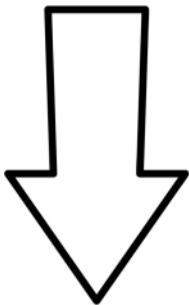






	
	
	
	
	
	

Name _____

Coloring OPPOSITES

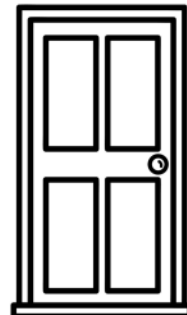
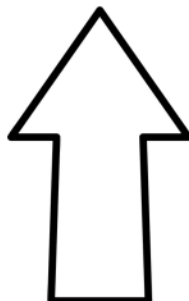
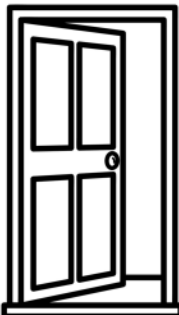


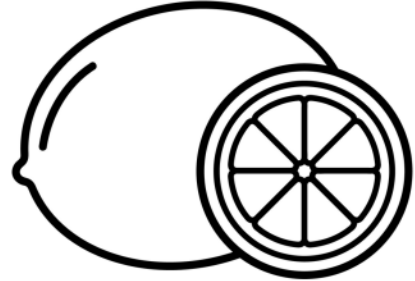



Color the the word. Color the word with the opposite meaning.



Name _____

Coloring OPPOSITES


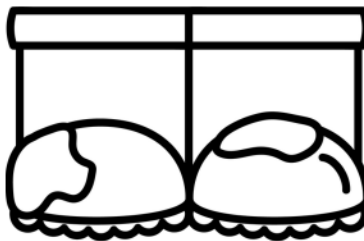
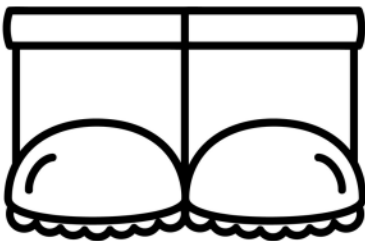

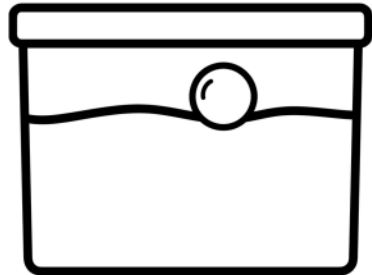
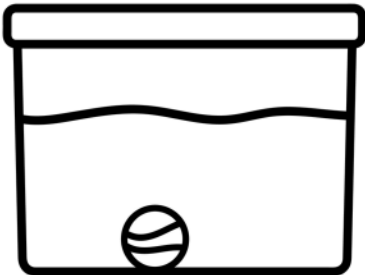

Color the the word. Color the word with the opposite meaning.




Name _____


Coloring OPPOSITES

Color the the word. Color the word with the opposite meaning.






day



night



up



down



sharp



dull




happy



sad



sweet



sour




stop



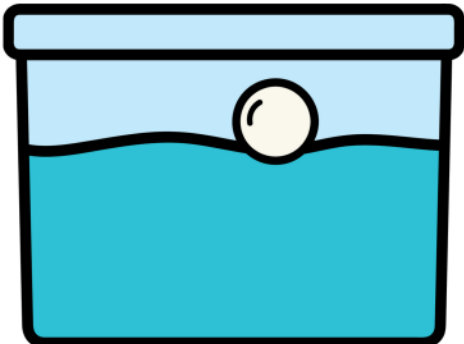
go



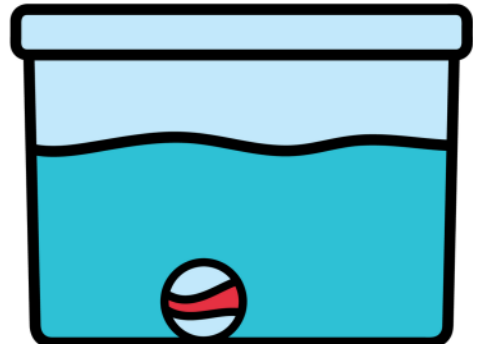
full




empty



float



sink



young




old



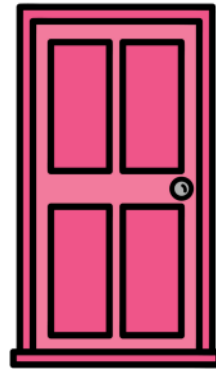
cold



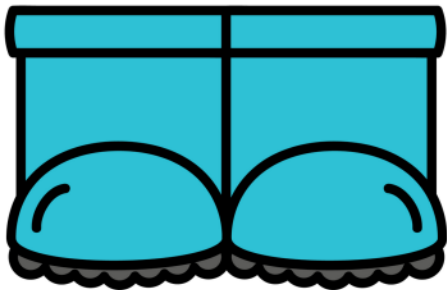
hot



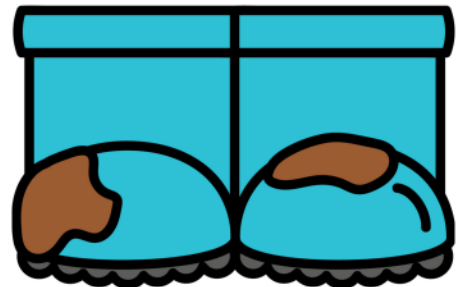
open



closed



clean



dirty