Watermelon Party Printables

Thank you for downloading these free party printables!

How to print and use these party printables

Print the PDF on cardstock paper using a quality color printer.

Cut out each of the elements on the page.

Personalize and add necessary info to the invitations. Hang decorations around your house or venue. Add the food item cards and items to the corresponding food.

Put out the activity pages so that each of your guests will have something to do during the party.

For more free printables be sure to check out my blog (missyprintabledesign.com)

Missy Printable DESIGN

Copyright missyprintabledesign.com This item is for personal use only. Commercial use is prohibited.



Copyright missyprintabledesign.com Personal use only

8 OR 12 OZ

Copyright missyprintabledesign.com Personal use only

Copyright missyprintabledesign.com Personal use only

Nutrition Facts

Serving size

1 BIRTHDAY PARTY

The daily value is based on a healthy and happy life time.

INGREDIENTS:

Fun memories that will last a lifetime

Amount Per Serving	DV(%)
Fun	100%
Hugs	100%
Laughter	100%
Happiness	100%
Surprises	100%

Nutrition Facts

Serving size

1 BIRTHDAY PARTY

The daily value is based on a healthy and happy life time.

INGREDIENTS:

Fun memories that will last a lifetime

Amount Per Serving	DV(%)
Fun	100%
Hugs	100%
Laughter	100%
Happiness	100%
Surprises	100%

Nutrition Facts

Serving size

1 BIRTHDAY PARTY

The daily value is based on a healthy and happy life time.

INGREDIENTS:

Fun memories that will last a lifetime

Amount Per Serving	DV(%)
Fun	100%
Hugs	100%
Laughter	100%
Happiness	100%
Surprises	100%

Nutrition Facts

Serving size

1 BIRTHDAY PARTY

The daily value is based on a healthy and happy life time.

INGREDIENTS:

Fun memories that will last a lifetime

Amount Per Serving	DV(%)
Fun	100%
Hugs	100%
Laughter	100%
Happiness	100%
Surprises	100%

Copyright missyprintabledesign.com Personal use only



Copyright missyprintabledesign.com Personal use only

Food Tents/Place Cards Printing Instructions:

1. Simply print and cut out around the edges of the design.
2. Write the food name/Place name on the white space.
3. Fold in half and place the cards (like a tent) on your table next to the food/plate



Join Us For a

Sweet Celebration

for

DATE & TIME:

WHERE:

RSVP

Join Us For a

Sweet Celebration

for

DATE & TIME:

WHERE:

RSVP

Copyright missyprintabledesign.com Personal use only

Welcome to my watermelon Party



Copyright missyprintabledesign.com Personal use only

WATERMELON